

Ref: GLL/BSE/2021/Nov-04

Date: November 15, 2021

To
Corporate Relations Manager
BSE Limited
Phiroje Jeejeebhoy Towers,
Dalal Street,
Mumbai – 400 001

To
Listing Manager
The Ahmedabad Stock Exchange Limited
A-2, Kamdhenu Complex,
Opposite Sahajanand College,
120 Feet Ring Rd, Panjara Pol, Ambawadi,
Ahmedabad – 380 015

To
The Secretary
The Calcutta Stock Exchange Limited
#7, Lyons Range, Murgighata,
Dalhousie, Kolkata – 700 001

Sub: Re-Submission of Unaudited (Standalone & Consolidated) Financial Results for the Quarter and Half-year ended September 30, 2021.
Ref: Reg. 33 of SEBI(LODR) Regulations, 2015, email dated July 02, 2021

Dear Sir/Ma'am,

As regards the subject matter above, we hereby inform you that during our internal review, we discovered that the Cash Flow Statements (Standalone & Consolidated) missing from the Unaudited (Standalone & Consolidated) Financial Results for the Quarter and Half-year ended September 30, 2021 submitted scanned copy to exchange.



We hereby re-submit the unaudited (Standalone and Consolidated) financial results for the Quarter and Half year ended September 30, 2021 along with the Cash Flow Statements for your consideration. Please take into account and kindly request you to not impose any non-compliance on the entity.

We request you to take note of the above information on record and acknowledge the receipt of the same.

Thanking you,

Yours Truly,

For Gennex Laboratories Limited



Rajesh Vankadara
Company Secretary & Compliance Officer
Membership #A44949

Gennex Laboratories Limited

Ref: GLL/BSE/2021/Nov-03

Date: November 13, 2021

To
Corporate Relations Manager
BSE Limited
Phiroje Jeejeebhoy Towers,
Dalal Street,
Mumbai – 400 001

To
Listing Manager
The Ahmedabad Stock Exchange Limited
A-2, Kamdhenu Complex,
Opposite Sahajanand College,
120 Feet Ring Rd, Panjara Pol, Ambawadi,
Ahmedabad – 380 015

To
The Secretary
The Calcutta Stock Exchange Limited
#7, Lyons Range, Murgighata,
Dalhousie, Kolkata – 700 001

Sub: Outcome of the Board Meeting held on November 13, 2021 of Gennex Laboratories Limited
Ref: Regulation 33 & 47 of SEBI (Listing Obligations and Disclosure Requirements) Regulations, 2015.

Dear Sir/Ma'am,

In just concluded Meeting of the Board Directors of the Company, the board has considered and approved:

1. Unaudited (Standalone and Consolidated) Financial Statements for the Quarter and Half Year ended September 30, 2021 (annexed herewith);
2. Limited review reports from the Statutory Auditor on Unaudited (Standalone and Consolidated) Financial Statements for the Quarter and Half Year ended September 30, 2021 (annexed herewith).



This intimation is also uploaded in the Company website: www.gennexlab.com.

We request you to take the above information on record and acknowledge the receipt of the same.

Thanking you,

Yours Truly,

For Gennex Laboratories Limited



Rajesh Vankadara
Company Secretary &
Compliance Officer
Membership #A44949

Gennex Laboratories Limited

Office : 'Akash Ganga' 3rd Floor, Plot No.144, Srinagar Colony, Hyderabad-500073, T.S, India | Phone : +91-40-67334400 (30 Lines), Fax : +91-40-67334433

Factory : Sy. No. 133, IDA Bollaram, Jinnaram Mandal, Sangareddy Dist - 502 325, Telangana, India | Tel : +91-08458 279406, Telefax : +91-08458 279516

info@gennexlab.com, www.gennexlab.com ■ CIN : L24230TG1990PLCO11168



GENNEX LABORATORIES LIMITED

CIN: L24230TG1990PLC011168

REGD. OFF: Survey #133, IDA Bollaram, Jinnaram mandal, Medak District - 502 325, Telangana State, India.
Tel. No.+91-40-67334400-30, Fax: +91-40-67334433, Email: info@gennexlab.com website: www.gennexlab.com

(All amounts in Rs.lakhs except EPES and Ratios)

Statement of standalone Unaudited Financial Results for the Quarter and Six months ended September 30,2021							(Rs. in lakhs)
Sl. No.	Particulars	Quarter Ended			Half Year Ended		Year ended
		30.09.2021	30.06.2021	30.09.2020	30.09.2021	30.09.2020	31.03.2021
		(Unaudited)	(Unaudited)	(Unaudited)	(Unaudited)	(Unaudited)	(Audited)
1	Income from Operations						
	(a) Revenue from Operations	1,415.79	1,037.29	1,493.77	2,453.08	2,798.40	5,964.90
	(b) Other operating Income	13.44	2.57	19.40	16.01	34.17	52.44
	Total Income from operations (net)	1,429.23	1,039.86	1,513.17	2,469.09	2,832.57	6,017.34
2	Expenses						
	(a) Cost of material consumed	870.88	650.36	908.80	1,521.24	1,561.31	3,418.99
	(b) Purchases of stock-in-trade	-	-	-	-	-	-
	(c) Changes in inventories of finished goods, work-in-progress and stock-in-trade	-80.40	-123.18	-19.83	-203.58	176.91	152.99
	(d) Employee benefit expense	182.09	166.18	168.73	348.27	323.83	720.79
	(e) Finance Cost	23.94	15.27	22.78	39.21	38.80	74.35
	(f) Depreciation and amortisation expense	20.06	20.19	21.97	40.25	43.95	88.07
	(g) Other expenses	262.17	180.82	288.66	442.99	514.67	1,018.79
	Total expenses	1,278.75	909.64	1,391.11	2,188.39	2,659.47	5,473.99
3	Profit(+)/Loss(-) from operations before exceptional items and tax (1-2)	150.47	130.22	122.06	280.69	173.10	543.35
4	Exceptional items	-	-	-	-	-	37.13
5	Profit(+)/Loss(-) before tax (3+4)	150.47	130.22	122.06	280.69	173.10	506.22
6	Tax Expenses for earlier years	-	-	-	-	-	-
7	Current Tax	-39.86	-34.80	-35.50	-74.66	-49.70	-127.00
8	Deferred tax	-	-	-	-	-	24.60
9	Total Tax expense	-39.86	-34.80	-35.50	-74.66	-49.70	-102.40
10	Net Movement in regulatory deferral account balances related to profit or loss and the related deferred tax movement	-	-	-	-	-	-
11	Net Profit for the period from continuing operation (5-9)	110.62	95.42	86.56	206.04	123.40	403.82
12	Profit(+)/Loss(-) from discontinued operations before tax	-	-	-	-	-	-
13	Tax expense of discontinued operations	-	-	-	-	-	-
14	Net Profit(loss) for the period from discontinued operations	-	-	-	-	-	-
15	Share of Profit(loss) of associates and Joint Ventures accounted for using equity method	-	-	-	-	-	-
16	Total profit(loss) for period	110.62	95.42	86.56	206.04	123.40	403.82
17	Other comprehensive Income net of taxes	-	-	-	-	-	-
18	Net profit(loss) for period	110.62	95.42	86.56	206.04	123.40	403.82
19	Paid-up Equity Share Capital (Face value Rs. 1 each Equity Share)	1,265.03	1,265.03	1,265.03	1,265.03	1,265.03	1,265.03
	Other Equity						2,724.19
20	Earning Per Equity Share (EPS) (Face value of Rs 1 per Share) (of Rs. 1 each) (not annualised) :						
	(a) Basic	0.09	0.08	0.07	0.16	0.10	0.32
	(b) Diluted	0.09	0.08	0.07	0.16	0.10	0.32



MS

Standalone Notes:

1. The statement of Standalone unaudited financial results of the Company for the Quarter and Half-Year ended September 30, 2021, has been reviewed by the Audit Committee and approved by the Board of Directors on November 13, 2021. These have been reviewed by the PPKG & Co., the Statutory Auditor of the Company, who have issued an unmodified qualified review report.

2. The standalone unaudited financial results of Gennex Laboratories Limited ('the Company') have been prepared in accordance with the recognition and measurement principles laid down in the Ind AS 34 'Interim Financial Reporting' Indian Accounting Standards (Ind AS) notified under section 133 of the Companies Act 2013 ('the Act'), read with the Companies (Indian Accounting Standard) Rule, 2015, as amended from time to time and other accounting principles generally accepted in India.

3. India's Code on Social Security, 2020, which aims to consolidate, codify and revise certain existing social security laws, received Presidential assent in September 2020 and has been published in the Gazette of India. However, the related final rules have not yet been issued and the date on which this Code will come into effect has not been announced. The Company will assess the impact of this Code and the rules thereunder when they come into effect.

4. The Company considered the uncertainty relating to the COVID-19 pandemic in assessing the recoverability of receivables, goodwill, intangible assets, investments and other assets. For this purpose, the Company considered internal and external sources of information up to the date of approval of these interim financial results. Based on its judgments, estimates and assumptions, including sensitivity analysis, the Company expects to fully recover the carrying amount of receivables, goodwill, intangible assets, investments and other assets.

The Company will continue to closely monitor any material changes to future economic conditions.

5. The Company operating segment is "Bulk Drugs" Manufacturing as its deals mainly with Guaifenesin, Methocarbamol, it also does business outside India. The Company operates in single segment and therefore the Segment Reporting as per AS-17 is not applicable for the Company.

6. Previous period's figures have been rearranged / regrouped wherever necessary

7. The quarterly unaudited standalone Financial results for the Quarter and Half Year ended September 30, 2021 are available on the Company's Website i.e., www.gennexlab.com and also available on BSE website i.e., www.bseindia.com.

For Gennex Laboratories Limited



T. M. Gopalakrishnan
Whole-time Director
DIN: 03137458



Date: 13.11.2021

Place: Hyderabad



GENNEX LABORATORIES LIMITED

CIN: L24230TG1990PLC011168

REGD. OFF: Survey #133, IDA Bollaram, Jinnaram mandal, Medak District - 502 325, Telanaga State, India.
Tel. No. +91-40-67334400-30, Fax: +91-40-67334433, Email: info@gennexlab.com website: www.gennexlab.com

(All amounts in Rs.lakhs except EPES and Ratios)

Statement of Consolidated Unaudited Financial Results for the Quarter and Six months ended September 30,2021							(Rs. in lakhs)
Sl. No.	Particulars	Quarter Ended			Half Year Ended		Year ended
		30.09.2021 (Unaudited)	30.06.2021 (Unaudited)	30.09.2020 (Unaudited)	30.09.2021 (Unaudited)	30.09.2020 (Unaudited)	31.03.2021 (Audited)
1	Income from Operations						
	(a) Revenue from Operations	1,415.79	1,037.29	1,493.77	2,453.08	2,798.40	5,964.90
	(b) Other operating Income	13.43	2.57	19.40	16.00	34.17	52.44
	Total Income from operations (net)	1,429.22	1,039.86	1,513.17	2,469.08	2,832.57	6,017.34
2	Expenses						
	(a) Cost of material consumed	870.88	650.36	908.80	1,521.24	1,561.31	3,418.99
	(b) Purchases of stock-in-trade	-	-	-	-	-	-
	(c) Changes in inventories of finished goods, work-in-progress and stock-in-trade	-80.40	-123.18	-19.83	-203.58	176.91	152.99
	(d) Employee benefit expense	182.09	166.18	168.73	348.27	323.83	720.79
	(e) Finance Cost	23.94	15.27	22.78	39.21	38.80	74.35
	(f) Depreciation and amortisation expense	20.07	20.19	21.97	40.26	43.95	88.07
	(g) Other expenses	262.17	180.82	288.66	442.99	514.67	1,018.79
	Total expenses	1,278.75	909.64	1,391.11	2,188.39	2,659.47	5,473.99
3	Profit(+)/Loss(-) from operations before exceptional items and tax (1-2)	150.47	130.22	122.06	280.69	173.10	543.35
4	Exceptional items	-	-	-	-	-	37.13
5	Profit(+)/Loss(-) before tax (3+4)	150.47	130.22	122.06	280.69	173.10	506.22
6	Tax Expenses for earlier years	-	-	-	-	-	-
7	Current Tax	-39.86	-34.80	-35.50	-74.66	-49.70	-127.00
8	Deferred tax	-	-	-	-	-	24.60
9	Total Tax expense	-39.86	-34.80	-35.50	-74.66	-49.70	-102.40
10	Net Movement in regulatory deferral account balances related to profit or loss and the related deferred tax movement	-	-	-	-	-	-
11	Net Profit for the period from continuing operation (5-9)	110.61	95.42	86.56	206.03	123.40	403.82
12	Profit(+)/Loss(-) from discontinued operations before tax	-	-	-	-	-	-
13	Tax expense of discontinued operations	-	-	-	-	-	-
14	Net Profit(loss) for the period from discontinued operations	-	-	-	-	-	-
15	Share of Profit(loss) of associates and Joint Ventures accounted for using equity method	-	-	-	-	-	-
16	Total profit(loss) for period	110.61	95.42	86.56	206.03	123.40	403.82
17	Other comprehensive Income net of taxes	-	-	-	-	-	-
18	Net profit(loss) for period	110.61	95.42	86.56	206.03	123.40	403.82
19	Paid-up Equity Share Capital (Face value Rs. 1 each Equity Share) Other Equity	1,265.03	1,265.03	1,265.03	1,265.03	1,265.03	1,265.03 2,705.94
20	Earning Per Equity Share (EPS) (Face value of Rs 1 per Share) (of Rs. 1 each) (not annualised) :						
	(a) Basic	0.09	0.08	0.07	0.16	0.10	0.32
	(b) Diluted	0.09	0.08	0.07	0.16	0.10	0.32



AMS

Consolidated Notes:

1. The statement of Consolidated unaudited financial results of the Company for the Quarter and Half-Year ended September 30, 2021, has been reviewed by the Audit Committee and approved by the Board of Directors on November 13, 2021. These have been reviewed by the PPKG & Co., the Statutory Auditor of the Company, who have issued an unmodified qualified review report.
2. The consolidated unaudited financial results of Gennex Laboratories Limited ('the Company') have been prepared in accordance with the recognition and measurement principles laid down in the Ind AS 34 'Interim Financial Reporting' Indian Accounting Standards (Ind AS) notified under section 133 of the Companies Act 2013 ('the Act'), read with the Companies (Indian Accounting Standard) Rule, 2015, as amended from time to time and other accounting principles generally accepted in India.
3. India's Code on Social Security, 2020, which aims to consolidate, codify and revise certain existing social security laws, received Presidential assent in September 2020 and has been published in the Gazette of India. However, the related final rules have not yet been issued and the date on which this Code will come into effect has not been announced. The Company will assess the impact of this Code and the rules thereunder when they come into effect.
4. The Company considered the uncertainty relating to the COVID-19 pandemic in assessing the recoverability of receivables, goodwill, intangible assets, investments and other assets. For this purpose, the Company considered internal and external sources of information up to the date of approval of these interim financial results. Based on its judgments, estimates and assumptions, including sensitivity analysis, the Company expects to fully recover the carrying amount of receivables, goodwill, intangible assets, investments and other assets.
The Company will continue to closely monitor any material changes to future economic conditions.
5. The Company operating segment is "Bulk Drugs" Manufacturing as its deals mainly with Guaifenesin, Methocarbamol, it also does business outside India. The Company operates in single segment and therefore the Segment Reporting as per AS-17 is not applicable for the Company.
6. Previous period's figures have been rearranged / regrouped wherever necessary
7. The quarterly unaudited consolidated Financial results for the Quarter and Half Year ended September 30, 2021 are available on the Company's Website i.e., www.gennexlab.com and also available on BSE website i.e., www.bseindia.com.

For Gennex Laboratories Limited


T. M. Gopalakrishnan
Whole-time Director
DIN: 03137458




Date: 13.11.2021
Place: Hyderabad

Statement of Assets and Liabilities - Standalone		(Rs. in lakhs)
Particulars	As at September 30,2021	As at March 31,2021
	Unaudited	Audited
B) ASSETS		
1 Non-Current Assets		
a) Tangible Assets	1,377.39	1,412.57
b) Intangible Assets	-	-
c) Non-Current Investments	701.00	701.00
d) Long-term loans and advances	27.97	27.97
Sub-total Non-current assets	2,106.36	2,141.54
2 Current Assets		
a) Current Investments	-	-
b) Inventories	748.67	501.85
c) Trade receivable	1,168.41	894.65
d) Cash and Cash equivalents	103.23	106.91
e) Short-term loans and advances	2,241.35	2,146.80
f) Other current assets	119.23	116.69
Sub-total - Current assets	4,380.89	3,766.90
TOTAL - ASSETS	6,487.25	5,908.44
A) EQUITY AND LIABILITIES		
1 Shareholders' Funds:		
a) Share Capital	1,265.03	1,265.03
b) Reserves and Surplus	2,930.23	2,724.19
Sub-total Shareholders' Fund	4,195.26	3,989.22
2 Non - Current Liabilities		
a) Long-term borrowings	-	-
b) Other non current liabilities	15.30	15.30
c) Long-term provisions	-	-
Sub-total Non-current liabilities	15.30	15.30
3 Current Liabilities		
a) Short-term borrowings	800.44	736.19
b) Trade payables	605.16	594.47
c) Other current liabilities	556.74	330.55
d) Short-term provisions	314.34	242.71
Sub-total Current liabilities	2,276.69	1,903.92
TOTAL EQUITY AND LIABILITIES	6,487.25	5,908.44

CAD



Statement of Assets and Liabilities - Consolidated		(Rs. in lakhs)	
Particulars	As at September 30,2021	As at March 31,2021	
	Unaudited	Audited	
B) ASSETS			
1 Non-Current Assets			
a) Tangible Assets	1,377.39	1,412.57	
b) Intangible Assets	-	-	
c) Non-Current Investments	682.75	682.75	
d) Long-term loans and advances	27.97	27.97	
Sub-total Non-current assets	2,088.11	2,123.29	
2 Current Assets			
a) Current Investments	-	-	
b) Inventories	748.67	501.85	
c) Trade receivable	1,168.41	894.65	
d) Cash and Cash equivalents	103.23	106.91	
e) Short-term loans and advances	2,241.35	2,146.80	
f) Other current assets	119.23	116.69	
Sub-total - Current assets	4,380.89	3,766.90	
TOTAL - ASSETS	6,469.00	5,890.19	
A) EQUITY AND LIABILITIES			
1 Shareholders' Funds:			
a) Share Capital	1,265.03	1,265.03	
b) Reserves and Surplus	2,911.98	2,705.94	
Sub-total Shareholders' Fund	4,177.01	3,970.97	
2 Non - Current Liabilities			
a) Long-term borrowings	-	-	
b) Other non current liabilities	15.30	15.30	
c) Long-term provisions	-	-	
Sub-total Non-current liabilities	15.30	15.30	
3 Current Liabilities			
a) Short-term borrowings	800.44	736.19	
b) Trade payables	605.16	594.47	
c) Other current liabilities	556.74	330.55	
d) Short-term provisions	314.35	242.71	
Sub-total Current liabilities	2,276.69	1,903.92	
TOTAL EQUITY AND LIABILITIES	6,469.00	5,890.19	



GENNEX LABORATORIES LIMITED
Standalone Cash Flow Statement



	30-09-2021 (Rs. In Lacs)	31-03-2021 (Rs. In Lacs)
A. CASH FLOW FROM OPERATING ACTIVITIES		
Net Profit before Tax	280.69	506.22
Adjustment for :		
Depreciation and amoratisation expense	40.25	88.07
Finance Cost	39.21	74.35
Interest Income	-2.33	-5.38
(Gain)/loss on sale of asset	-0.35	0
Operating Profit before working capital changes	357.47	663.26
Adjustment for :		
Trade payables and other liability	234.86	-393.21
Trade receivables	-273.76	-266.69
Inventories	-246.83	241.88
Financial and other Assets	-97.09	-235.56
Cash generated from operations	-25.35	9.68
Adjustments for :		
Income Taxes paid	-0.98	-153.42
Net Cash from operating activities	-26.33	-143.74
B. CASH FLOW FROM INVESTING ACTIVITIES		
Purchase of property,plant and equipment	-7.94	-7.88
Sale of property,plant and equipment	3.21	0.00
Interest Income	2.33	5.38
Net Cash used in Investing activities	-2.40	-2.50
C. CASH FLOW FROM FINANCING ACTIVITIES		
Proceeds from Borrowings	0.00	0.00
Changes in Long Term Borrowings	0	-1.55
Changes in Short Term Borrowings (Net)	64.24	237.78
Interest Paid	-39.21	-74.35
Net Cash from Financing activities	25.03	161.88
Net Increase / (Decrease) in Cash and Cash equivalent (A+B+C)	-3.69	15.64
Cash and Cash Equivalents as at the beginning of the year	106.91	91.26
Cash and Cash Equivalents as at the end of the period	103.22	106.91

Notes:

1. The above Cash Flow Statement has been prepared under the " Indirect Method" set out in Indian Accounting Standard (Ind- AS)- 7 on Statement of Cash Flow.
2. Figures in bracket indicate cash outflow.
3. Previous year comparatives have been reclassified to confirm with current year's presentation, wherever applicable.



RS

GENNEX LABORATORIES LIMITED
Consolidated Cash Flow Statement



	30-09-2021 (Rs. In Lacs)	31-03-2021 (Rs. In Lacs)
A. CASH FLOW FROM OPERATING ACTIVITIES		
Net Profit before Tax	280.69	506.22
Adjustment for :		
Depreciation and amoratisation expense	40.25	88.07
Finance Cost	39.21	74.35
Interest Income	-2.33	-5.38
(Gain)/loss on sale of asset	-0.35	0
Operating Profit before working capital changes	357.47	663.26
Adjustment for :		
Trade payables and other liability	234.86	-393.21
Trade receivables	-273.76	-266.69
Inventories	-246.83	241.88
Financial and other Assets	-97.09	-235.56
Cash generated from operations	-25.35	9.68
Adjustments for :		
Income Taxes paid	-0.98	-153.42
Net Cash from operating activities	-26.33	-143.74
B. CASH FLOW FROM INVESTING ACTIVITIES		
Purchase of property,plant and equipment	-7.94	-7.88
Sale of property,plant and equipment	3.21	0.00
Interest Income	2.33	5.38
Net Cash used in Investing activities	-2.40	-2.50
C. CASH FLOW FROM FINANCING ACTIVITIES		
Proceeds from Borrowings	0.00	0.00
Changes in Long Term Borrowings	0	-1.55
Changes in Short Term Borrowings (Net)	64.24	237.78
Interest Paid	-39.21	-74.35
Net Cash from Financing activities	25.03	161.88
Net Increase / (Decrease) in Cash and Cash equivalent (A+B+C)	-3.69	15.64
Cash and Cash Equivalentents as at the beginning of the year	106.91	91.26
Cash and Cash Equivalentents as at the end of the period	103.22	106.91

Notes:

- 1.The above Cash Flow Statement has been prepared under the " Indirect Method" set out in Indian Accounting Standard (Ind- AS)- 7 on Statement of Cash Flow.
2. Figures in bracket indicate cash outflow.
3. Previous year comparatives have been reclassified to confirm with current year's presentation, wherever applicable.



MS


Gennex Laboratories Limited

Segment Reporting (Country Wise)

The following table Shows the distribution of the Company's revenue based on the location of the customers:

Particulars	Quarterly			Half-Yearly		Yearly
	30-Sep-21	30-Jun-21	30-Sep-20	30-Sep-21	30-Sep-20	31-Mar-21
Algeria	-	-	2.46	-	2.46	2.46
Argentina	-	-	-	-	3.69	3.69
Bangladesh	9.21	2.89	11.97	12.10	21.44	47.28
Bolivia	-	-	4.96	-	4.96	4.96
Colombia	358.40	39.61	11.46	398.01	103.01	169.76
Ecuador	43.16	-	7.67	43.16	27.70	50.88
Egypt	113.00	177.93	112.31	290.93	187.22	684.79
El Salvador	-	-	-	-	31.65	70.49
Germany	32.74	12.44	17.37	45.18	51.35	97.70
Guatemala	23.74	5.21	36.04	28.95	71.23	102.66
India	639.74	634.19	889.86	1,273.93	1,699.32	3,547.26
Iran	-	-	88.65	-	120.11	156.41
Israel	-	-	-	-	-	1.37
Jordan	1.95	-	8.51	1.95	8.51	15.67
Mexico	-	-	102.79	-	163.66	268.55
Nicaragua	-	-	4.41	-	4.41	4.41
Panama City	2.04	-	3.81	2.04	3.81	3.81
Peru	112.49	-	40.50	112.49	106.39	246.33
Saudi Arabia	-	-	13.43	-	13.43	15.68
Spain	-	2.01	-	2.01	-	2.00
Switzerland	2.81	-	-	2.81	-	-
Turkey	-	2.62	-	2.62	-	-
Vietnam	76.50	146.51	133.04	223.01	169.52	458.52
Yeman	-	13.88	4.53	13.88	4.53	10.22
	1,415.78	1,037.29	1,493.77	2,453.07	2,798.40	5,964.90

For Gennex Laboratories Limited


T M Gopalakrishnan
 Whole-time Director
 DIN: 03137458



Date: 13.11.2021
Place: Hyderabad

Limited Review report

To
The Board of Directors,
Gennex Laboratories Limited,
Hyderabad.

We have reviewed the accompanying statement of unaudited Standalone financial results of **Gennex Laboratories Limited** for the Quarter ended September 30, 2021.

This statement is the responsibility of the Company's Management and approved by the Board of Directors, has been prepared in accordance with the recognition and measurement principles laid down in Indian Accounting Standard 34 "Interim Financial Reporting" ("Ind AS 34"), prescribed under section 133 of the Companies Act, 2013, and other accounting principles generally accepted in India and in compliances with Regulation 33 of the Listing Regulations. Our responsibility is to issue a report on these financial statements based on our review.

We conducted our review of the Statement in accordance with the Standard on Review Engagements (SRE) 2410 "Review of Interim Financial Information Performed by the Independent Auditor of the Entity", issued by the Institute of Chartered Accountants of India. This standard requires that we plan and perform the review to obtain moderate assurance as to whether the financial statements are free of material misstatement. A review is limited primarily to inquiries of company personnel and analytical procedures applied to financial data, thus provides less assurance than an audit. We have not performed an audit and accordingly, we do not express an audit opinion.

Based on our review conducted as above, nothing has come to our attention that causes us to believe that the accompanying statement of unaudited Standalone financial results prepared in accordance with applicable accounting standards and other recognized accounting practices and policies as not disclosed the information required to be disclosed in terms of Regulation 33 of the SEBI (Listing Obligations and Disclosure Requirements) Regulations, 2015 including the manner in which it is to be disclosed, or that it contains any material misstatement.

For PPKG & Co.
Chartered Accountants
FRN No. 009655S


Girdhari Lal Toshniwal
(Partner)

M.No. 205140

UDIN: 21205140 AAAA-L0793)



Place: Hyderabad

Date: 13/11/2021

5-8-352, 701, 7th Floor, Raghav Ratna Towers, Chirag Ali Lane, Abids, Hyderabad - 500 001.

Ph : +91-40-23205049, 66132176, 48517622 email : giri@ppkg.com www.batgach.com

Branch Office : VIJAYAWADA

Associate Office at : AHMEDABAD • BENGALURU • CHENNAI • DELHI • GUWAHATI • JAIPUR • KOLKATA • MUMBAI • SILCHAR (ASSAM) • TRIVANDRUM

Independent Auditor's Review Report On consolidated unaudited quarterly and year to date financial results of the Company Pursuant to the Regulation 33 of the SEBI (Listing Obligations and Disclosure Requirements) Regulations, 2015

To The Board of Directors,
Gennex Laboratories Limited,
Hyderabad.

1. We have reviewed the accompanying Statement of Unaudited Consolidated Financial Results of **Gennex Laboratories Limited** ("the Company") and its share of the net profit/(loss) after tax and total comprehensive income / loss of its associates for the quarter and half year ended September 30, 2021, and for the period from April 01, 2021 to September 30, 2021 ("the Statement") being submitted by the Company pursuant to the requirement of Regulation 33 of the SEBI (Listing Obligations and Disclosure Requirements) Regulations, 2015, as amended. Attention is drawn to the fact that the consolidated figures corresponding quarter ended September 30, 2021 as reported in these financial results have been approved by the Company's Board of Directors, but have not been subjected to review.
2. This Statement, which is the responsibility of the Company's Management and approved by the Company's Board of Directors, has been prepared in accordance with the recognition and measurement principles laid down in Indian Accounting Standard 34 "Interim Financial Reporting" ("Ind AS 34"), prescribed under Section 133 of the Companies Act, 2013, and other accounting principles generally accepted in India and in compliance with Regulation 33 of the Listing Regulations. Our responsibility is to express a conclusion on the Statement based on our review.
3. We conducted our review of the Statement in accordance with the Standard on Review Engagements (SRE) 2410 "Review of Interim Financial Information Performed by the Independent Auditor of the Entity", issued by the Institute of Chartered Accountants of India. A review of interim financial information consists of making inquiries, primarily of persons responsible for financial and accounting matters, and applying analytical and other review procedures. A review is substantially less in scope than an audit conducted in accordance with Standards on Auditing specified under section 143(10) of the Act, and consequently does not enable us to obtain assurance that we would become aware of all significant matters that might be identified in an audit. Accordingly, we do not express an audit opinion.

We also performed procedures in accordance with the circular issued by the SEBI under Regulation 33 (8) of the SEBI (Listing Obligations and Disclosure Requirements) Regulations, 2015, as amended, to the extent applicable.

4. The Statement includes the results of **Deccan Remedies Limited. (Associate Company)**




5. Based on our review conducted and procedures performed as stated in paragraph 3 above and based on the consideration referred to in paragraph 6 below, nothing has come to our attention that causes us to believe that the accompanying Statement, prepared in accordance with recognition and measurement principles laid down in the aforesaid Indian Accounting Standard specified under Section 133 of the Companies Act, 2013, as amended, read with relevant rules issued thereunder and other accounting principles generally accepted in India, has not disclosed the information required to be disclosed in terms of the Regulation 33 of the Listing Regulations, including the manner in which it is to be disclosed, or that it contains any material misstatement.
6. The accompanying unaudited consolidated financial results includes unaudited interim financial results and other unaudited financial information in respect of 1 Associate, which have been reviewed by other auditors, whose interim financial results excluding consolidation eliminations reflect total revenues of Rs. 0.00 lakhs, total net Profit after tax of Rs. 0.00 lakhs and total comprehensive Profit of Rs. 0.00 lakhs, for the quarter ended September 30, 2021 as considered in the unaudited consolidated financial results. These unaudited financial results and other unaudited financial information have been approved and furnished to us by the management. Our conclusion, in so far as it relates to the affairs of these Associates, is based solely on such unaudited financial results and other unaudited financial information. According to the information and explanations given to us by the Management, these interim financial results are not material to the Group. Our conclusion on the Statement is not modified in respect of the above matter.

For PPKG & Co

Chartered Accountants

FRN No. 009655S



Girdhari Lal Toshniwal

(Partner)

M.No. 205140

UDIN: 21205140AAAA LR 7217



Place: Hyderabad

Date: 13/11/2021